


EVERSWEET STAWBERRIES

PLANT TO HARVEST GUIDE




Eversweet strawberries are heat tolerant, disease resistant, and need well-draining soil. These plants grow best in full sun. Rich in vitamin C, folate, and a wide range of antioxidants, strawberries support both heart and brain health. These luscious berries are great for eating fresh, baked into pies, frozen, or made into preserves. This 'everbearing' variety will produce the first crop in spring and then subsequent crops at six week intervals thereafter throughout the summer and into fall. Strawberries are tender perennial plants which means if well cared for, they will produce year after year.


Plant:

Plant strawberries in March or April. To prepare plants, trim off the dead/dried leaves, place the roots of the plants in water for an hour, then plant outside immediately. Set each plant in the ground so the crown (the bulb-like structure above the root system) of the plant is level with the soil surface. Backfill the roots with soil, keeping about half of the crown above the soil surface. Cover with a thin layer of mulch and water thoroughly. Keep newly planted strawberries from drying out during establishment with regular watering. Once established, water weekly especially during hot dry weather


To fill a K-12 bed, you will need 48 plants (5 bundles)



To fill a PreK bed, you will need 27 plants (3 bundles)



Planting Depth



Care:

After planting in late March, the first set of blossoms will bloom in May and should be removed. This delays your first harvest but encourages the roots to establish and create a more sustainable root system for future growing seasons. The 2nd set of blossoms 6-8 weeks later can be left for fruit production. Each plant will grow runners that will spread plant growth. Continually weed and keep covered with a thin layer of mulch. Wood chip mulch or straw will keep the weeds out and maintain moisture.

Harvest:

Eversweet will ripen in late May, July, and September. The berries will be deep red in color around the entire fruit and sweet to taste. To pick, sever the stem above the head of the berry rather than pulling on the fruit itself. Be sure to pick any damaged or pest-ridden berries and remove them from the garden. After the growing season (when experiencing continual hard freezes), cover the plants with 3-4 inches of straw or row cover to protect the plants from the winter weather. Although they can produce throughout several growing seasons, strawberry plants typically need to be replaced every 3-4 years.

